

## Tails and Tales Summer Reading 2021

Welcome Back! Don't forget to fill out your reading chart each week to get stickers for completion. Use the scavenger hunt from last week's packet to familiarize your family with the library. Community Connection activities are optional.

### Week 2 Wild Side

#### Recommended Reading

Focus Books: *Footloose* by Kenny Loggins \*\*

Animal Anatomy Focus: *What if You Had Animal Feet* by Sandra Markle\*\*

#### Fiction

*Giraffes Can't Dance* by Giles Andrea\*\*

*You Will Be My Friend!* By Peter Brown\*\*

*Sleep Tight, Sleepy Bears* by Margaret Wise Brown \*\*

*The Boy Who Wouldn't Go to Bed* by Helen Cooper \*\*

*Dancing Feet* by Lindsey Craig\*\*

*Feet (BB)* by Flowerpot Press

*A Parade of Elephants* by Kevin Henkes \*\*

*Mother Goose Bruce* by Ryan T. Higgins \*\*

*Something's Wrong!* By Jory John\*\*

*Roar* by Litton

*Brown Bear, Brown Bear, What Do You See* by Bill Martin Jr.\*\*

*The Watermelon Seed* by Greg Pizzoli \*\*

*One Red Sock* by Jennifer Sattler\*\*

#### Non-Fiction

*Crinkleroot's Book of Animal Tracking* by Jim Arnosky \*\*

*Fearsome Hunters of the Wild* by David Nicole

*Wild Tracks!* by Jim Arnosky \*\*

*Wild Animals of the South* by Dieter Braun

*Reading the Wild* by Bev Doolittle

*Who Has These Feet* by Laura Hulbert \*\*

*Animals by the Numbers* by Steve Jenkins

*After the Kill* by Darrin Lunde

\*\* Indicates that the book is read on You Tube

#### Tumblebooks/Videos (On Taneyhills Library Website)

*Uncle Wally's Old Brown Shoe* by Edward Bellamy

*American Crocodiles* by National Geographic Videos

*Baby Animals Playing* by Suzi Eszterhas

*Cinnamon and the April Shower* by Amy Crane Johnson

*The Jungle Book* by Rudyard Kipling  
American Crocodiles by National Geographic Videos  
*Elephants* by National Geographic Videos  
*Eastern Africa* by National Geographic Videos  
Lives of Leopards, Lives of Giraffes, Lives of Lions National Geographic Video  
*Isabel and the Hungry Coyote* by Keith Polette  
*Little Red in Cyber Space* by Meghan Price  
*The First Music* by Dylan Pritchett  
*Felicity Floo Visits the Zoo* By E. S. Redmond  
*Lobo and the Rabbit Stew* by Marcia Schwartz  
*Clever Boy and the Terrible Dangerous Animal* by Idries Shah  
*The Bears We Know* by Brenda Silsbe

Baby

### **Craft: Jungle Binoculars**

#### **Items needed:**

**Included in packet:** 2 tissue tubes, yarn, construction paper, washi tape

**Needed from home:** scissors, glue or tape, stickers, or markers.

**Directions:** Take construction paper and place around each tube. Trim off any excess paper and glue or tape. Use tape, stickers, or markers to decorate. Make sure the holes are on the outside. Place yarn through one hole and tie in a knot. Then, do the same on the other side. Use washi tape to wrap around tubes to hold them together. (You may want to tape or glue them together, first. My washi tape did not hold them together for long.) Post your picture on Taneyhills Library Facebook Page.

### **STEAM Activities:**

**1. Using the What if I had page:** Draw a Picture of yourself with your animal feet, Then, list facts you know about your animal in the other column. Does your animal have paws or claws? How would you use your animal feet?

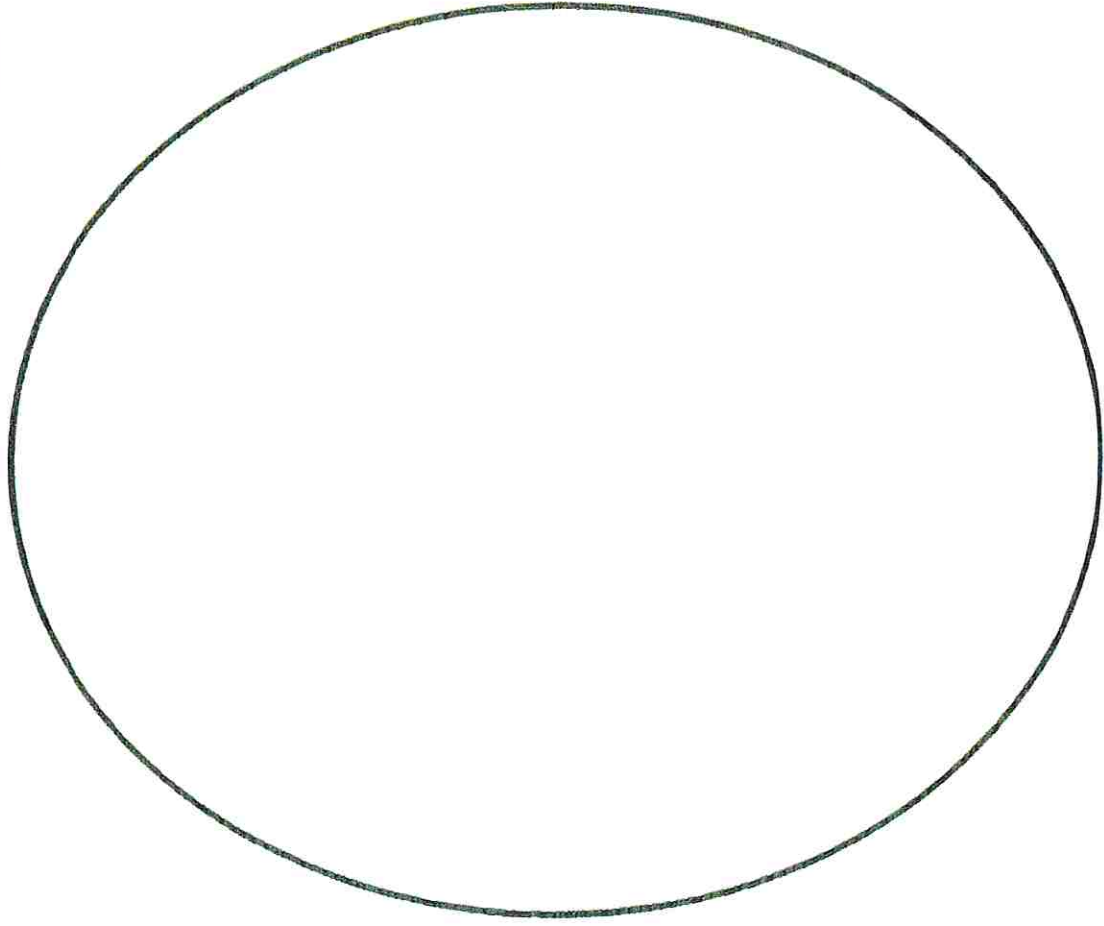
**2. Animal Paws and Claws:** Study each picture. Try and identify which are paws and which are claws. How do the paws or claws help it? On the back, match the animal's name to the picture and which tracks they made. Bonus: How many animals can you identify by their paws/claws?

**3. Going on a Bear Hunt (You Tube)** Follow the motions as you go on the hunt. Now you're ready to go on your own safari. Take a walk outside, and using your binoculars, look for different animals and their tracks. You can also place stuffed animals around the house or outside. Then, use your binoculars to find them. List the animals you see. Do they have paws or claws? Draw any tracks you see and decide if the tracks are paws or claws.

**4. Measuring tracks or feet.** Compare the feet or shoes of your family members. Use a tape measure or ruler to see how long each person's foot is, including your pets, if they'll let you. What did you notice about everyone's feet or shoes? Compare them to the sizes of animal feet. What did you notice? Can we follow tracks from people just like we can animals?

**Community Connection:** We are lucky to have shoes for our feet instead of just paws or claws. Did you know one of the biggest requests besides food for homeless people are socks. We will collect new or gently used socks to donate to one of our area shelters.

WHAT IF I HAD



(CAPTION)

Feet ?

FACTS:


IF I HAD

feet

A series of ten vertical lines providing a space for writing facts.

### Animal Tracks Scavenger Hunt<sup>+</sup>

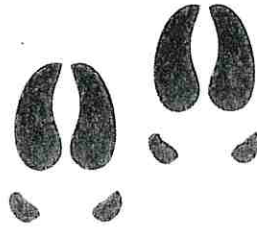
Below are tracks of animals. While you head on your outdoor safari, circle the name of any of the tracks you see. Draw a picture of any track not listed that you find.



*HORSE*




*GOOSE*



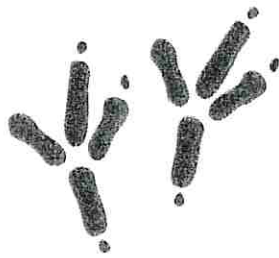
*DEER*



*DOG*



*DUCK*



*EAGLE*



*LION*




*WOLF*



*BEAR*



*FOX*




*RACCOON*



*BADGER*




*RABBIT*



*CROW*



*FROG*



*ELEPHANT*

**Paw or Claw**

Look at the pictures and decide if the picture shows a paw or a claw. A **paw** is the soft foot-like part of a mammal. A **claw** is a curved, pointed appendage, found at the end of a toe or finger in most animals. Challenge: Can you identify the animal that has the paw or claw?



# Animal Tracks Matching



## Hi-Five Paw-Print

**Young learners:** Color the picture below. Which animal do you think made this print?

**Challenge:** Use the paw print as a pattern. Trace the pattern or make your own pattern on a sponge. Then, **with adult supervision**, cut the sponge pattern using a sharp edge. Place the sponge in paint or color with markers to make your own animal tracks.

