



February Theme: Sharks

Recommended Books

Focus Book: *The Three Little Fish and the Big Bad Shark* by Ken Geist *

Fiction:

Commotion in the Ocean by Giles Andreae*

Bedtime for Baby Shark by John John Bajet *

Hungry, Hungry Sharks by Joanna Cole*

The Pout-Pout Fish and the Bully-Bully Shark by Debora Diesen*

Clark the Shark Dares to Share by Bruce Hale*

Shawn Loves Sharks by Curtis Manley*

DUDE! By Aaron Reynolds*

****Books read aloud on Youtube for Kids**

Non-Fiction:

My Little Book of Sharks by Camilla de la Bèdoyée

Great White Sharks by Moira Rose Donhue

Angel Shark by Jenna Lee Gleisner

A-Z of Sharks by Paula Hammond

Blacktip Reef Sharks by Grace Hansen

Spectacular Sharks by Bobbie Kalman & Molly Aloian

Big Sharks by Tori Kosara

Sharks and Rays A look inside

Usborne Discovery Sharks (Internet-Linked)

What Lives in the Ocean? by Oona Gaarder-Juntti

Wish for a Fish by Bonnie Worth

Tumblebooks (found on the library's website)

A Penguin Story by Antoinette Portris

A Whales World by Nicholas Read

National Geographic Videos *Critter Cam: Emperor Penguins*

National Geographic Videos *Lifestyles of Belga Whales*

National Geographic Videos *Polar Bear Moms and Cubs*

National Geographic Videos *Walrus Mom and Baby*

Craft Project: Shark

You will find in the bag:

- *blue card stock
- *red, white and blue construction paper pattern
- *2 Googly Eyes

Items needed from Home:

- scissors
- glue or tape
- crayons or markers

Directions:

Cut out the pattern parts. Glue the white teeth to the edges of the red mouth. Then center the mouth into the white semi-circle. Glue the straight edge of the white semi-circle to the straight edge of the blue semi-circle to form the shark's head. Place head in the middle of the card stock. I turned the paper sideways so the side fins can stick out more. Add side fins and glue behind the head. Take the top fin and add behind the top of the head. Then glue the head and fins to the card. The top fin will stick up past the stick off the page. Add the googly eyes to shark. You can draw waves or place stickers to add to the picture.

STEM Science Activity: How do sharks float?

Sharks have 3 things that allow them to float: Cartilage Skeleton, Fin Shape, and oily liver. Cartilage weighs less than bones which helps them float rather than sink. The fin shape helps with movement and floating. A shark's liver is oily which causes it to be less dense. Less density makes it weigh less. This will be the background for this experiment.

You will need:

- 2 balloons (included in your bag)
- oil
- water
- tub or sink
- *optional sharpie marker
- *dish soap

Directions:

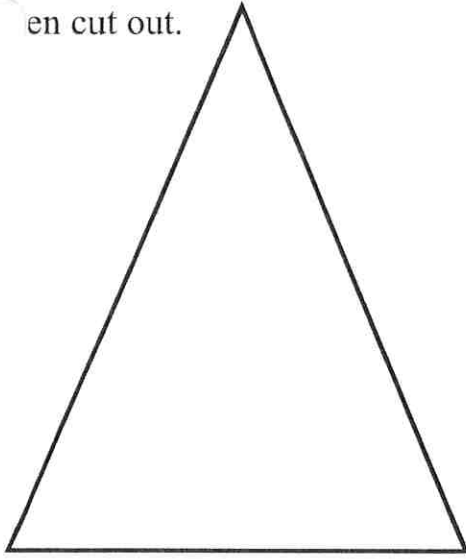
Fill one balloon with $\frac{1}{4}$ cup water (can substitute or add dish soap). Fill the other with $\frac{1}{4}$ cup of oil. Tien each balloon trying not to get any air in them. You may want to use a sharpie and draw shark to decorate the balloon. Fill a sink or tub with water and place the balloons in the water and see what happens. You can ask them which one will sink. (it should be the one with water or dish soap).

Song and activity: Old Mc Donald Had an Ocean

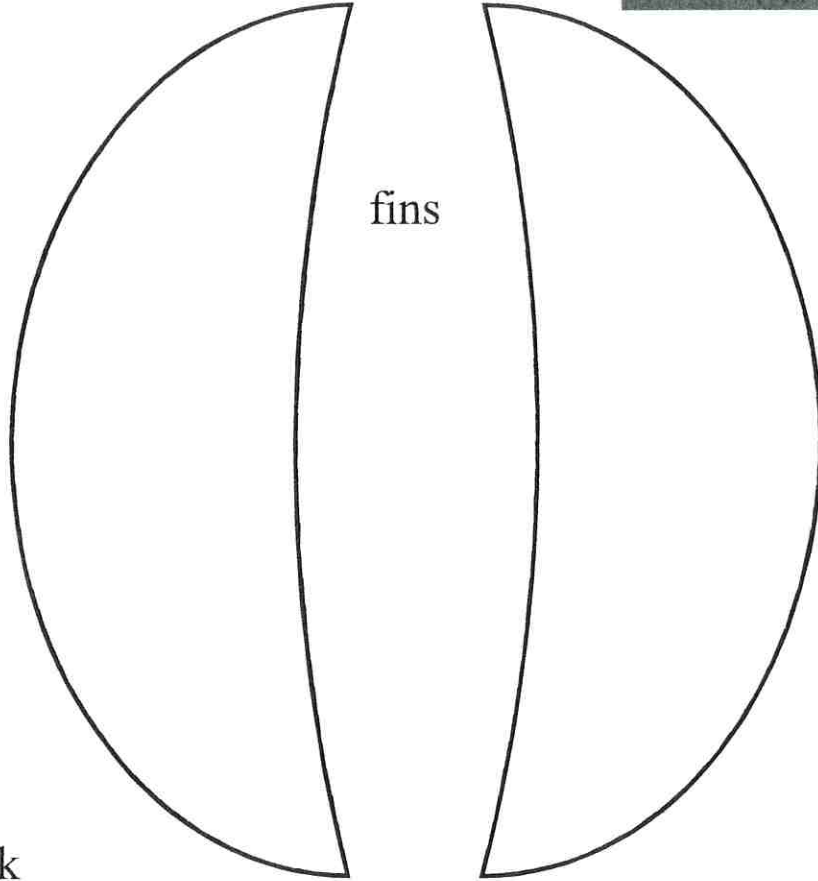
On a separate page. As children sing, they can follow the actions.

Print and staple to multiple sheets of light blue paper.


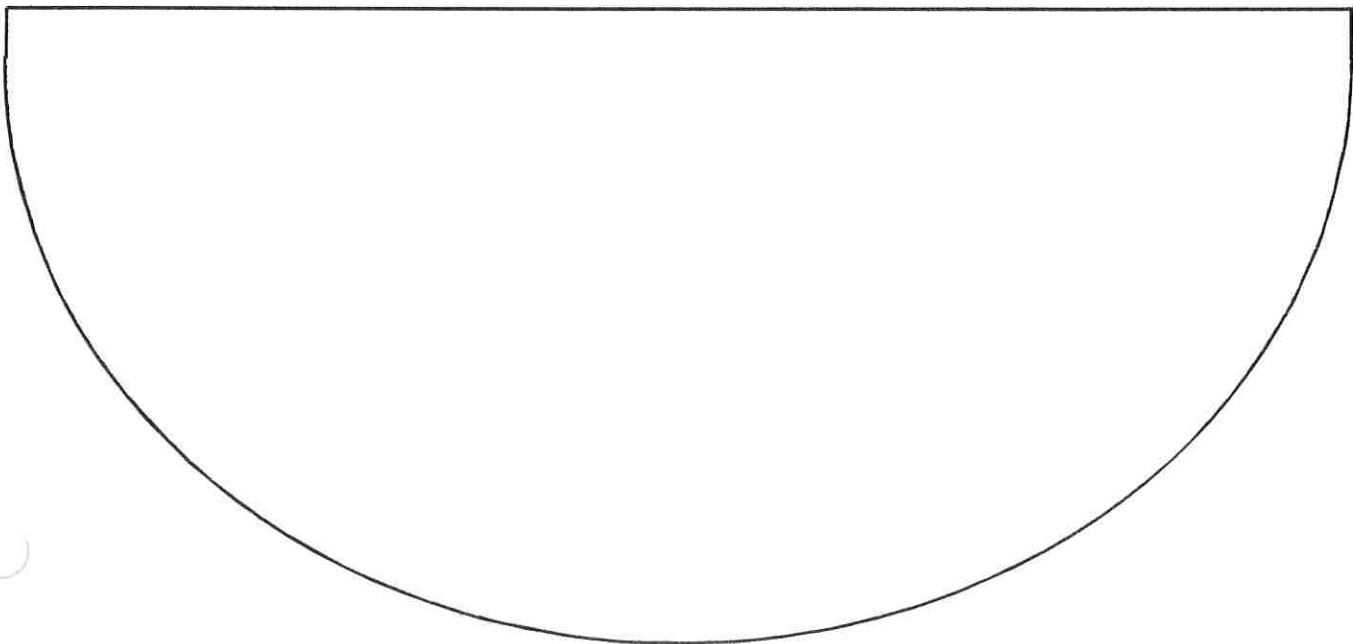
Then cut out.



top half of shark



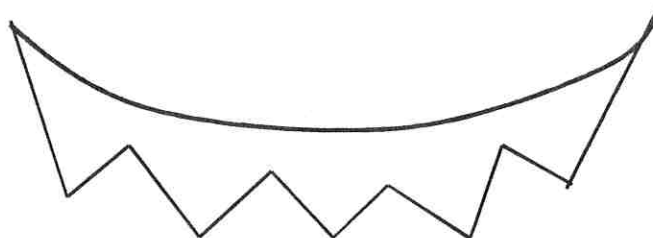
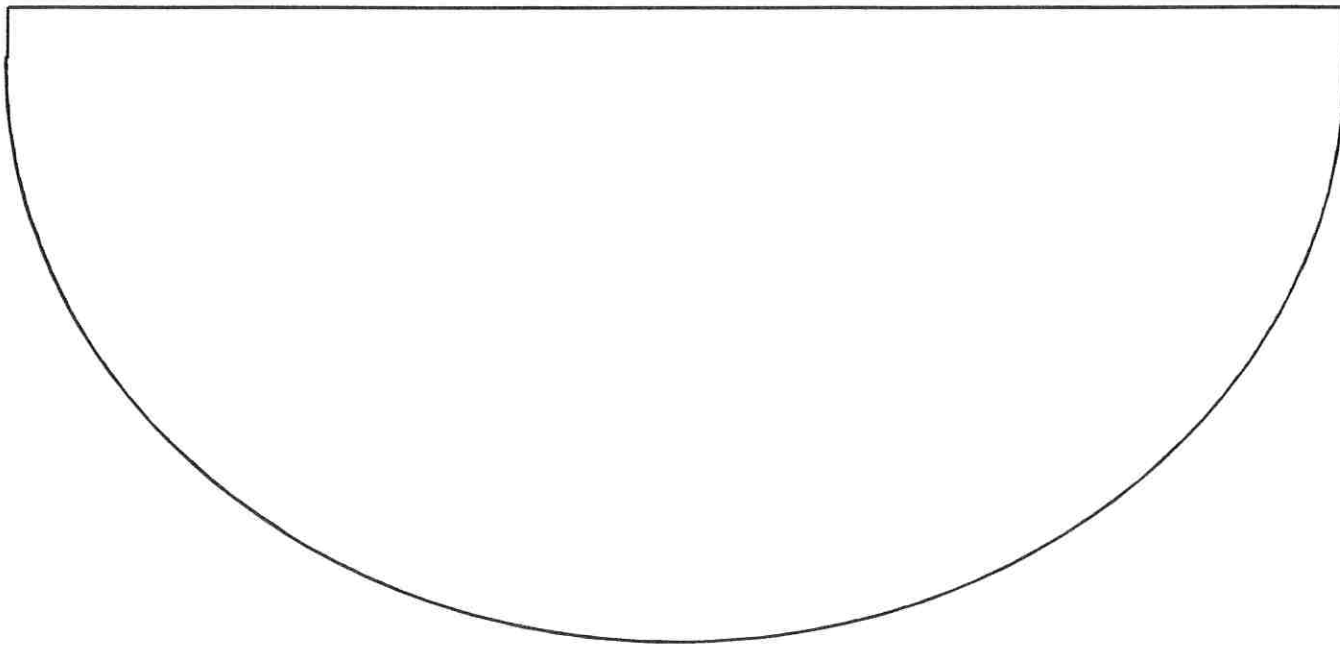
fins



find detailed instructions at: <https://www.craftingjeannie.com/paper-shark-ocean-animal-craft-for-a-group-of-kids/>

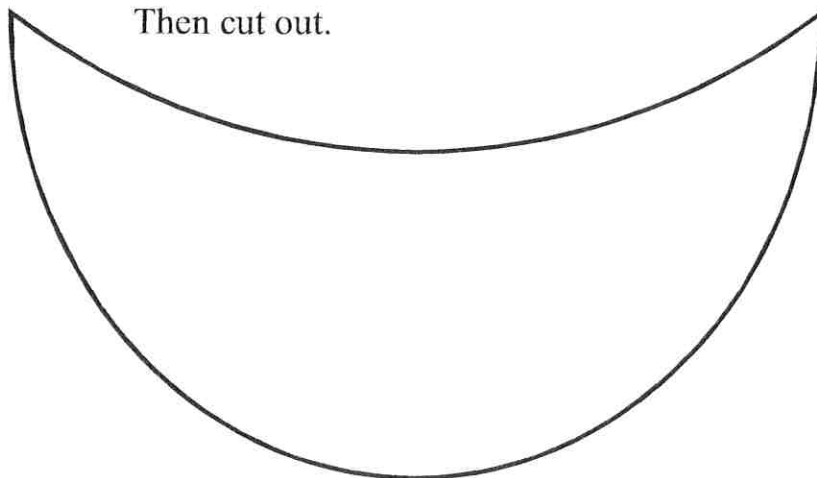
Print and staple to multiple sheets of white paper.


Then cut out.



Print and staple to multiple sheets of red paper.

Then cut out.





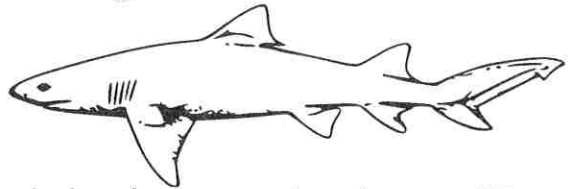
find detailed instructions at: <https://www.craftingjeannie.com/paper-shark-ocean-animal-craft-for-a-group-of-kids/>

10 FUN SHARKY FACTS

shark week for kids

1. Sharks have been around for 4 million years, long before dinosaurs. A shark dinosaur was called a Megalodon.

2. There are over 400 kinds of sharks!



3. The shortest shark is about 7 inches and the longest is about 45 feet! The shortest shark is a Spined Pygmy. The Whale Shark is the longest. A Great White Shark is in-between. Most are the size of a human adult, 5-7 feet!

4. Sharks have rows and rows of teeth. When one falls out a new one comes forward. They can have more than 20,000 teeth in their lifetime!

5. The most harmless shark is the biggest shark, the whale shark.

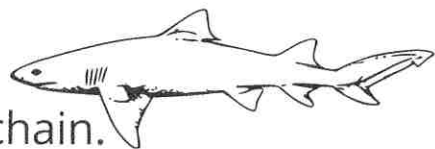
6. Some sharks have babies called pups. Some sharks have eggs that are either laid or are hatched inside mom before they are born.

7. Sharks have a super nose and can smell their prey from far away. Two thirds of a shark's brain is dedicated to its sense of smell.

8. Sharks have no bones. They are made of cartilage.


9. Sharks have eyes on the sides of their heads allowing them to see in front and in back of them easily

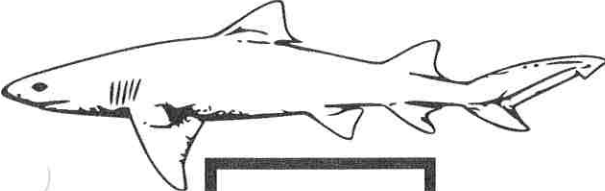
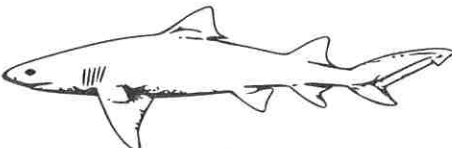
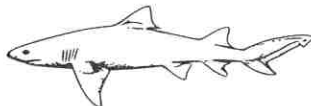
10. Sharks are at the top of the ocean food chain.




HOW MANY SHARKS ARE SWIMMING IN THE OCEAN?

Color and count the sharks by size. Write the number in the box below the appropriate size shark. Which size has the most sharks? Which size has the least sharks?



		
<input type="text"/>	<input type="text"/>	<input type="text"/>



OLD MCDONALD HAD AN OCEAN

Old McDonald had an ocean

E I E I O

And in his ocean he had a shark!

E I E I O

With a chomp, chomp, here

And a chomp, chomp there

Here a chomp, there a chomp

Everywhere a chomp, chomp

Old McDonald had an ocean

E I E I O

Add more ocean animals using the following actions:

*Shark Chomp, Chomp (open arms to make a chomping motion)


*Crab- Pinch, Pinch (pinch fingers together)

*Whale-Spout, Spout (stand up and spout hands in the air)

*Octopus-Wiggle, Wiggle (wiggle and wave arms in the air)

*Fish-Swish, Swish (move hand around in a swimming motion)

*Sea Turtle-Swim, Swim (slowly swim around the room)



This Photo by Unknown



shutterstock - 352158557