



Week 1 Once Upon a Time

Recommended Books

Focus Book: The Elves and the Shoemaker retold by Jim LaMarche

The Quilt Maker's Gift by Jeff Brumbeau Gail de Marcken

Extra Yarn by Mac Barnett

The Brave Little Seamstress by Mary Pope Osborne

The Ugly Duckling by Hans Christian Andersen

Fairies by Wendy Darling (Disney)

Puss in Boots by Charles Perrault

Jack and the Beanstalk retold by Paul Galdone

Classic Fairy Tale Collection retold by Nina Filipek


Tumble Books available on Library Website:

Craft Project: Elf Hat (also found on pintrest)

You will find in the bag:

- Piece of Construction 9x10 with triangle drawn
- Set of construction paper ears
- strips of construction paper

- pom-pom
- glue or stapler
- crayons or markers



Directions:

Cut out the triangle

Cut out and glue elf ear on each side at the base of the triangle

Glue pom-pom on the top

Decorate with

Construction paper and crayons or markers

Staple or glue strip behind the hat to make it fit the elf

Elf Shoes: p168

You will need:

- Two lunch bag-size brown paper bags
- Masking tape
- A hole Punch
- Yarn or ribbon
- Markers
- Glue Sticks
- Assorted fabric



Gather supplies. Stick foot into each bag, roll down the tops and punch holes for “laces.” Decorate “shoes” with markers and fabric scraps. Thread yard or ribbon through the holes to lace them up.

Science Activity: Shoe Chart

You will need:

- Chart paper

- Markers or crayons

- Various shoes

List shoes and divide them into groups either by color or style. Ex. sandals, tennis shoes, boots etc

Mark paper for each shoe then color in the lines to show a bar graph of shoes.

Ex.

Game: Buckle My Shoe Relay (can be done with friends and/or family members)

You will need:

- Shoes of children participating

- 4 small tables or chairs for each team

- Paper to label each station

- 6 craft sticks per team

- Heavy book per team

Set up 5 stations to coincide with the nursery rhyme "One, Two, Buckle My Shoe." Place a sign at each station. Divide into even teams. One team member runs the race at a time. Each child will take off one shoe before the relay begins.

- At Station 1-2, place the single shoes in a pile or on a table. When they get to this station, find their shoe and put it on, then run to Station 3-4.

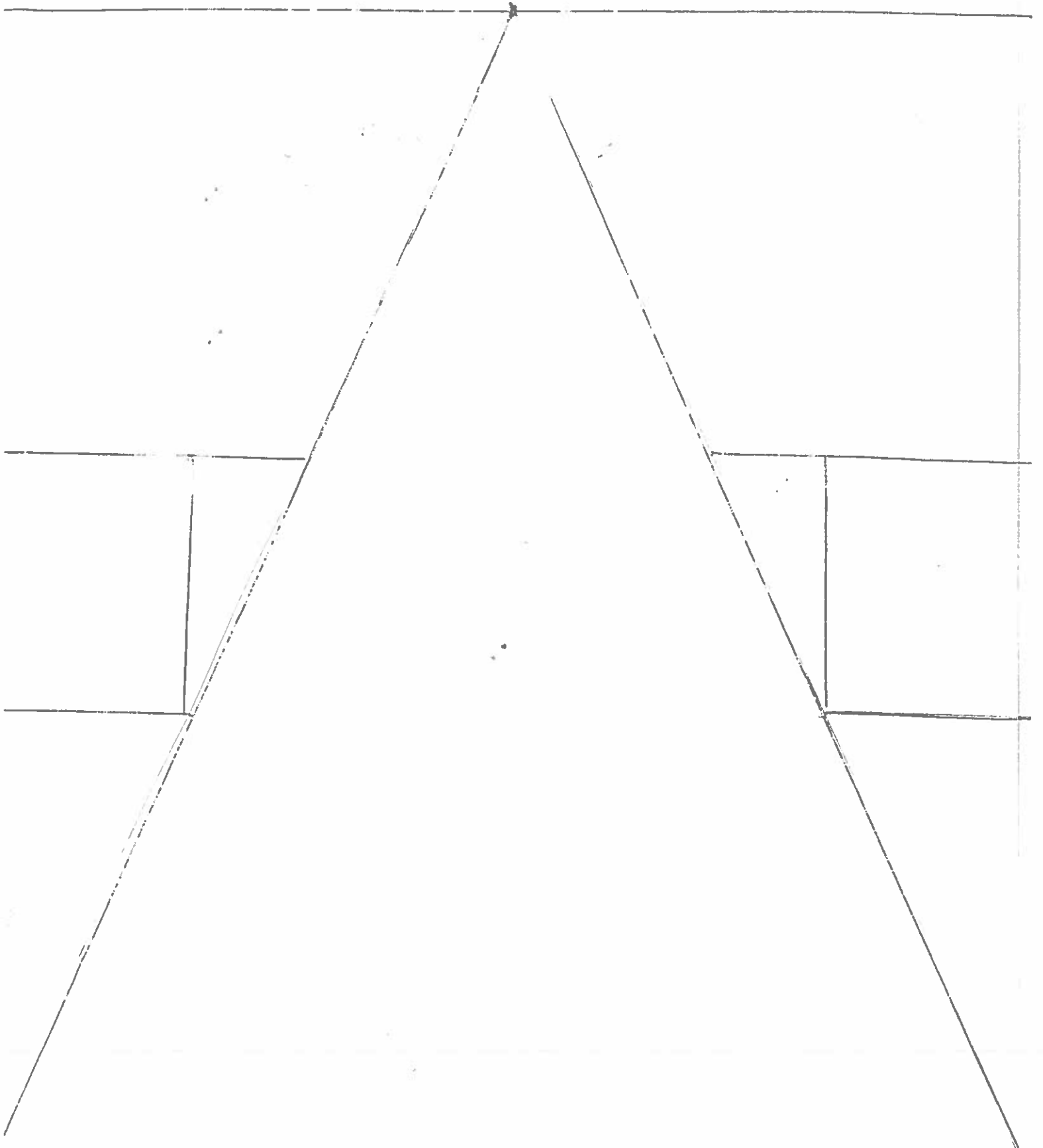
- At Station 3-4, place one large book for each team. When they get to this station, they close the "door"(the book), then run to Station 5-6.

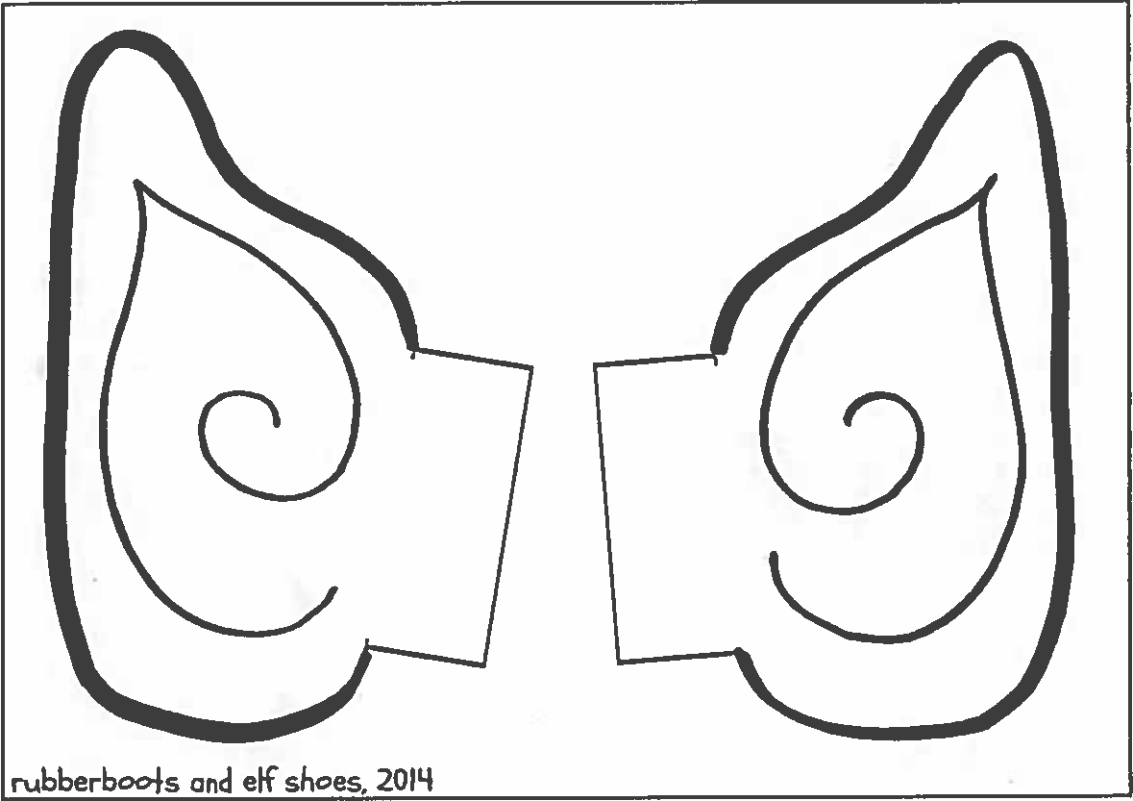
- At Station 5-6, place six craft-sticks for each team member (team of 2 would have 12 sticks). When they get to this station, they pick up exactly six sticks, then run to Station 7-8.

- At Station 7-8, they line up their sticks on the table, then run to station 9-10.

- At Station 9-10, they flap their arms and cluck like a chicken, then run home and tag another teammate to go.

- Each team member will follow the same rotation. First team to get through each station wins.





rubberboots and elf shoes, 2014